



NEWSLETTER

Volume 18 Issue 7 - Quilt Show Edition

July 2022

Quilt Show Committee Info: pages 1-5
County Fair & Challenge Quilt: page 5
Picnic & Special Request: page 6

NEWSLETTER: SPECIAL QUILT SHOW EDITION


Setup Dates:

April 13 & 14, 2023

Quilt Show Dates:

April 15 & 16, 2023

The following is information about the various committees for the 2023 Quilt Show. If the info is in *italics*, it was written from MY understanding of the committee and may contain errors or very limited content. ♥ (June meeting minutes will be in the August or September newsletter)



Committees:

- **Appraiser/Judging**

- We have a nationally certified judge hired to judge any quilts our members want to be judged. Ribbons will be awarded as determined by the judge.
- We also have a nationally certified appraiser hired to be at the show for our guild members & the public. Guild members do need to make an appointment. The cost is \$55.00. You will receive a legal printed appraisal. Walk ins from the public will be worked into the schedule as they arrive if possible.

- **Badges/Ribbons/Voting**

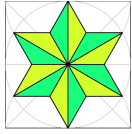
- *Gets the award ribbons for the winning quilts.*

- **Food - Thursday and Friday**

- *Plans the food for guild members during set-up.*

- **Food - Saturday and Sunday**

- This committee plans the food that will be sold on Saturday and Sunday of the show. Any food that can be prepared ahead of time is



done so. Meats need to be cooked in an approved kitchen. We have been fortunate in the past to be able to use Grace Congregational Church in Two Rivers. Shopping for non-perishable items is done ahead of time. Members of the guild are asked to donate non-refrigerated desserts which will also be sold on show days. Committee members are expected to help set up the kitchen prior to the show. If you are interested in helping on this committee or have any questions, please contact Julie Klumpp at 920-860-0485 or jaklumpp@tm.net.

- **Gift Boutique**

- For those members wanting to sell their wonderful creations in the Gift Boutique, any handmade items made by you are welcome. Here's a chance to showcase your talents and earn a bit of money to support your fabric habit! At the June meeting we handled out a list of suggestions. We will have the list available at the next meeting.
- Any member is limited to display at any one time, a maximum of 12 items in any one of your categories. As sales are made, your supply may be replenished. Any extra items may be stored underneath the tables and should be placed in boxes or plastic bins with your name on it.
- If you can display your items in a container, i.e., basket, bowl, decorative box – please do so, making sure your name is on the bottom of the container.
- The Guild retains 10% of all sales.
- An inventory list and sample price tag will be published in a future newsletter. We will also have them at upcoming meetings. We want you to use this uniform inventory list, as it will be much easier to keep an accurate record of all the sales.
- As to the price tags, Walmart has a box of 100 strung marking tags, by Avery, 1 3/4" x 1 3/32", No. 6732.
- Please number your items consecutively.
- Each and every item must have a price tag attached to it with a safety pin. Please set your pricing at full dollar or half-dollar amounts for ease in making change.
- Anyone still wishing to donate gently used gift bags can bring them to our meetings. We will donate the tissue paper.
- We would like to have three people on each shift. Two at the checkout and one to help the customers by walking around and keeping an eye out for anyone wanting an item and "forgetting" to pay for it.



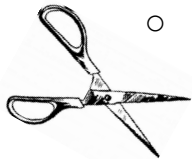
- You, or the person dropping off your items, will be asked to sign a disclaimer. The drop-off dates and times will be announced later.
- If you have any questions, please contact Mary Kay Burish mkburish@baytitle.com 682-7006 or Bonnie Loeh bnloeh@gmail.com 682-3259



● **Guild Challenge**

- This committee is responsible for coming up with a challenge quilt idea for the upcoming show. The committee determines the parameters for the challenge, provides required challenge items (for example this show challenge requires yarn), makes ribbons for judging and finds a judge.
- If you would like to help with making the ribbons, have ideas on the guidelines for the judge or you have more questions, please contact Julie Klumpp at 920-860-0485 or jaklumpp@tm.net.

● **History**



- 2023 will be our 30th anniversary of PLQ. Plan to have a timeline poster. Plan for part of decorations. Listing of members who have passed on the last four years since last quilt show. If you have names please let me know. List current Officers and Board. Listing of charities we donate items to and what type of items has been donated. This shows our involvement in the community as part of our mission. Depending on size of bay allowed. Contact Pam Posvic if you have any information. We could include various props we have had at previous quilt shows. Let me know if you have any that can be included. Be sure you have your name on so it can be returned to the correct owner.

● **Kids Corner**

- We create a fun and interactive area for the kids. They are able to play with “quilt block design” using felt pieces, and are given an “i-spy” checklist (available at the entry table) to keep them engaged in looking at the quilts with their parents/grandparents. For completing their checklist, they get a cookie/treat from the Kids Corner table.
- Naomi and Sydney Anderson naomianderson428@gmail.com

● **Props**

- Using the quilt show theme (this year: Quilting from the Heart), we come up with props and decor to be placed around the exhibit hall. We will be constructing / prepping some items at one of the guild meetings, and may need a helper or two for a short time during setup.
- Naomi Anderson naomianderson428@gmail.com

● **Publicity**

- *Promotes the Quilt Show via various methods.*

- **Raffle Quilt Tickets**

- *Obtains the proper permits to hold a raffle, and gets the tickets for said raffle. Members each receive an envelope of tickets, and photo of the quilt, to sell to their friends/family/coworkers/etc.*

- **Registration of Quilts**

- Still in process to finalize. Expect them to be available beginning October if not sooner.

- **Set-up and Hauling**

- Setup- Date to be determined.- every member is expected to assist as they are physically able to. There are many tasks to be accomplished.
- If you have any family members to also help such as husband to put together the wooden stands and this can be done sitting or standing; and tools such as hammer, pliers/screw drivers whether manual or cordless. Be sure to put your name on tools you bring so yours is returned to the correct person. Members, children or grandchildren (after work/school) set up tables, carry quilts to specific tables, someone to sit and direct runners/walkers to carry quilts to/from tables to bays for hanging. People to carry poles and stands to specified areas for set up. People to set up wooden stands and poles. People to direct helpers which can be someone who needs to sit or limited standing/walking. People physically able to climb ladders to hang quilts on poles brought to them by runners. Many tasks shared by many people make the task go quicker.
- Hauling of quilt show items from storage- I have persons and vehicles tentatively arranged. Date to be picked up based on weather. Pam Posvic

- **Take Down**

- At end of show after vendors have left. Some vendors allow us to assist carrying/moving their supplies. We will ask which vendors would like assistance and let quilt show helpers know which vendors.
- Every member is expected to assist as they are physically able to. There are many tasks to be accomplished. If you have any family members to also help such as husband to take apart the wooden stands and tools such as hammer, pliers/screw drivers whether manual or cordless. Be sure to put your name on tools you bring so yours is returned to the correct person. Members, children or grandchildren (after work/school) take down up tables, carry quilts to specific tables, someone to sit and direct runners/walkers to carry quilts to/from tables after removed from poles. People to carry poles and stands to specified areas after take down. People to dismantle



after quilts and curtains have been removed from wooden stands and poles. People to direct helpers which can be someone who needs to sit or limited standing/walking. People physically able to climb ladders to remove quilts and curtains from poles and hand to runners. Many tasks shared by many people make the task go quicker. ~Pam Posvic

- **Vendors**

- *This committee contacts past vendors and potential new vendors to have booths at the show.*

- **Work Schedule**

- *Generates a “work schedule” for the quilt show weekend. Schedules members to help in various areas around the exhibit hall. (every member is expected to sign up for a few time slots) This will come out closer to the show.*

- **Quilt Descriptions**

- *Types up and formats the quilt descriptions as given on the quilt registration forms.*

- **Quilt Layout**

- *Works out a layout for the registered quilts based on size.*

- **Quilt Walk**

- *Works to get promotional material to various local businesses.*

Challenge Quilt

"A Yarn Runs Through It"

Each entrant will receive a one yard length of yarn which needs to be incorporated into their quilt.

The quilt may be any type that you choose – applique, landscape, a pattern that you currently have, etc.

The requirements are:

- The finished size needs to be 18” x 18”
- The yarn must enter on the left side of the quilt at any point and exit on the right side of the quilt at any point.
- Each quilt must have a 4 ½” hanging sleeve on the back.

Due Soon!!!

County Fair 2022

Due Soon!!!

The theme of this year's fair block is **Summer Nights and Carnival Lights**, with theme colors **orange, yellow and royal blue**.

Submit your block by Aug. 5. Details at their website:

manitowocountywi.gov/departments/expo/manitowoc-county-fair/ladies-day-event/

Picnic

Thursday, August 11 at Ascend

- 5:00 pm Fabric Sale - A Guild Member has moved to Assisted Living and is downsizing. (Bring money for your purchases)
- 6:00 pm Dinner provided by committee.
 - Broasted chicken dinner, dessert, bottled water /lemonade.
- Bring your name tag.
- Show and Tell
 - How's your mystery quilt coming along?
- Socialization activities.

**RSVP to a committee member by
Thursday August 4 for food planning.**

Committee members:

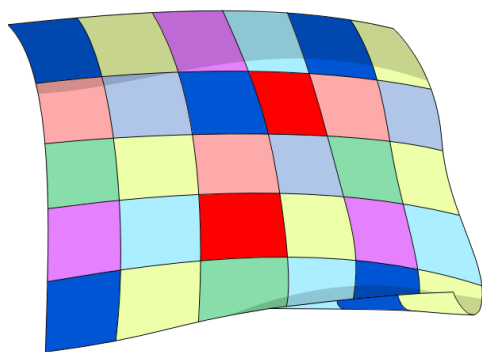
Pam Posvic 920-973-1409

Pat Smith 608-358-6418

Linda Londo 920-682-7507 or
920-860-0777



Special Request



PLQ has received a request for lap quilts for hospice patients at Aurora.

Lap quilts size guidelines are 40" X 60".

Contact Pam Posvic 920-973-1409 or Julie Klumpp 920-860-0485