



NEWSLETTER

Volume 19 Issue 9

October 2023

<p><u>Guild Meeting:</u> Oct. 13, 6:45pm ~ Ascend Services, Manitowoc ~Meetings are the 2nd Thursdays of the month</p>	<p><u>Upcoming events:</u> <u>Sew for Fun!</u> Nov. 11, 8am-4pm Details: page 5 <u>Christmas Party</u> see page 3</p>
<p>Oct. hostesses: Nan Groll, Mary Hutchison, Winnie Krajnek, Gretchen Scheidt</p>	

SHORT NOTICE **MONDAY OCT. 9th Special SEW DAY!!!**

Days for Girls, an organization which sews reusable menstrual products to send to women in need, will be having a sew day in Manitowoc on **Monday, Oct. 9 from 1 to 4pm, at St. Paul Lutheran Church**, located at 2601 S. 10th Street, Manitowoc. *Sewists are encouraged to bring a sewing machine or serger, but there are also jobs for people cutting and pressing etc.* The organization appreciates donations of darker patterned flannel, no rainbows, faces or eyes please.

Days for Girls will be sharing at our October Guild meeting. Come ready to hear more about this worthwhile organization.

From the President's Desk



Next meeting: October 12, 6:45PM at Ascend
 Bring your completed quilted items for Show and Tell - we love to see them!
 The team of Nan Groll, Mary Hutchison, Winnie Krajnek and Gretchen Schmid are the hostesses.

The program will be given by Brenda Heller of Green Bay to tell us about **Days For Girls**, a group which sews washable reusable sanitary pads and covers for girls overseas who otherwise have to stay in seclusion on menstrual days. See you there!

~Ellen Lewellen 920-242-6758 or email 1801ellen@gmail.com.

~ Patch of Lakeshore Quilters ~ Sept. 14, 2023 Guild Meeting Minutes ~

- **Meeting called to order** at 6:45pm by Guild President Ellen Lewellen
 - Welcome Guests
 - Pledge
- **Program**
 - featured Elayne West from The Sewing Basket in Plymouth, WI
 - Her presentation on *Quilt As You Go* was filled with lovely projects.
 - Thank you Elayne for the magazine and helpful handout!
- **Social**
 - Delicious as usual. Thank you ladies!
- **Old Business**
 - To our out-going board members: Thank you for serving!
 - Missed the August Picnic? Your “Celebrating 30 Years” gift will be available to pick up, in person, at a guild meeting.
 - Committee information will be posted in the guild membership booklet, which has gone to the printer.
 - Newsletter - as it is deemed the best method for communicating information to guild members, it was decided that printed copies will be mailed to those truly needing it.
 - As per an email sent out previously, the wool workshop was canceled.
- **New Business**
 - Camp Quilt information was shared.
 - Mystery Quilt samples were shared by Ann Hall and Peggy Valitchka
 - Clue 1 (see Sept. Newsletter) is the cutting instructions.
 - A tip was shared to use labeled ziploc/project bags to separate the 3.5 inch and 4 inch squares, as they are so similar in size.
 - Finished block will be 12 inches (unfinished 12.5)
 - Future Workshops
 - Rosalie Miller gauged interest in a possible workshop “Paper Piecing with Marney,” featuring Mary Hertel, who has shared at our guild before.
 - Ballpark cost was about \$23, plus \$18 for her book.
 - No details/plans as of yet.
 - Rosalie is looking for topics of interest to guild members. Please contact her with suggestions.
 - Quilt As You Go, as presented by Elayne West during our program time, was suggested and there was a lot of interest.
 - National Quilting Day
 - An open sew day to celebrate National Quilting Day.
 - Short demos, presented by members, are shared during the event.

- Know a special technique you are willing to demonstrate? Have a technique you want to get better at? Contact Ellen Lewellen
 - Date to be announced - March ??, 2024
- **Treasurer's Report**
 - Brief explanation by Kathy Guralski
 - Discussion
 - The quilt show is what funds much of our budget.
 - Some items are self-sustaining, i.e. Camp Quilt.
 - Motion to approve: Kay Olker Second: Jenny Martin Motion carried.
- **Return to New Business**
 - Barn Quilt Tour
 - Thurs. Oct. 5, 8ish to 6ish
 - Stops for lunch, shopping, dinner if desired
 - Approx \$20-30 to help cover gas. Meals and shopping on your own.
 - Contact Julie Klumpp
 - Sew for Fun
 - Nov. 11, 8am-4pm at Ascend in the brick building next to where we usually meet.
 - Cost is \$10, lunch is on your own
 - Contact Julie Klumpp
- **Show and Tell**
- **Door Prize** drawing: Sue Marquardt
- **Motion to adjourn:** Pam Posvic Second: Cindy Dillman Motion carried.
Minutes Submitted by: Naomi Anderson

Guild Christmas Party

Come join us for fun and festivities at our December meeting. We are planning fun, games, gifts, and prizes. A light supper will be served.

We will have a sign up sheet at the October and November meetings. This is for our planning to ensure that we have enough gifts and prizes. If you will not be at the meeting but want to sign up please contact either Kay Olker or Nan Groll.

Kay Olker Text to 920-901-9633
or text or email to Nan at 920-323-3544
nannette1446@sbcglobal.net.

We hope to see you there for a fun night.
Nan & Kay



Mystery Quilt Clue #2

For your planning / information:

Finished block 12" x 12"

- Table Topper/Lullaby — 36" x 36"
- Lap — 48" W x 60" L
- Twin — 48" W x 72" L
- Full — 60" W x 72" L
- Queen — 72" W x 84" L
- King — 84" W x 96" L

Clue # 2 ~ HST's (half star triangles)

Pull out the background 4 inch squares and mark the wrong side with a diagonal line from corner to corner.

Pair each background with a scrappy 4 inch square and chain piece, sewing a quarter inch on each side of the marked diagonal line.

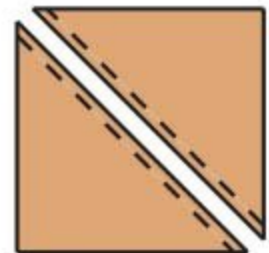
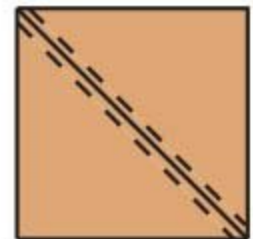
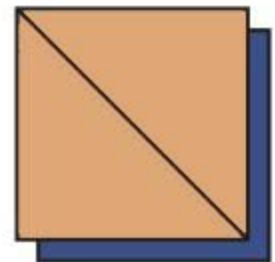
Cut apart on marked diagonal line.

Press to the scrappy side.

Trim to 3 ½ inch square.

Pro tip: use up your partial bobbins in piecing.

Fabric / Size	Table Topper	Lap	Twin	Full	Queen	King
Scrappy 4 inch squares	44	100	120	150	210	280
Background 4 inch squares	44	100	120	150	210	280
Total HST's	88	200	240	300	420	560



Save the Date: Sew for Fun



Sew for Fun! Saturday, November 11th at Ascend Services from 8am-4pm. The cost for the day is \$10 per person. Lunch is on your own. Dessert will be provided. We will be meeting in the brick building by Ascend Services. Please contact Julie Klumpp 920-860-0485 or Ann Hall 920-374-8457 with any questions. Please sign up by November 4th.

Quilt Events of nearby Guilds

Milwaukee's North Shore Quilters Guild Quilt Show

Dates: Friday and Saturday October 13-14

Time: 9am-4pm with admission of \$6.

Location: Ozaukee County Fair Grounds
W67N866 Washington Ave, Cedarburg

Admission: \$6.00

northshorequiltersguild.org/quilt-shows



2023 Treasures of Tomorrow Quilt Show

Dates: Friday, Saturday, October 27 & 28

Time: 9:00am-4:00pm

Location: Center City Church
Orbital Building, 2209 W Spencer St,
Marshfield, WI

Admission: \$5.00

piecemakers.org/

Recipe from Camp: *Easy Apple Crisp Bars*

yield: **16 BARS**

prep time: **15 MINS**

cook time: **57 MINS**

Ingredients

Shortbread Crust:

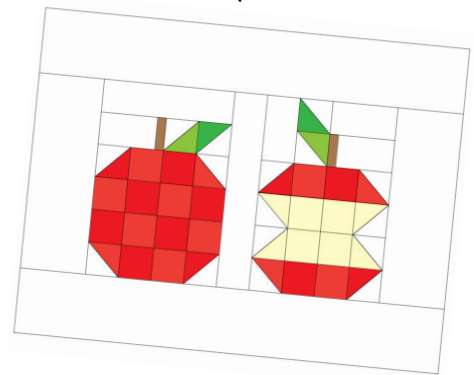
- ½ cup (113 g or 1 stick) unsalted butter, *room temperature*
- ¼ cup (50 g) light brown sugar, *packed*
- ½ teaspoon pure vanilla extract
- 1 ¼ cups (147 g) all-purpose flour

Apple Filling:

- 4 cups (500 g) apples, *peeled, cored and thinly sliced (about 4-5 medium apples)*
- 2 Tablespoons all-purpose flour
- ¼ cup (50 g) granulated sugar

Crisp Topping:

- ½ cup (100 g) packed light brown sugar
- ¼ cup (50 g) granulated sugar
- ¾ cup (94 g) all-purpose flour
- 1 teaspoon ground cinnamon
- ½ teaspoon salt
- 6 tablespoons (85 g) chilled unsalted butter, *cut into 1/2-inch cubes*



Instructions

Shortbread Crust

Preheat oven to 350° F. Line a 8×8 pan with parchment paper, leaving extra hanging over the ends, spray with cooking spray.

In a large mixing bowl, beat together the butter and sugar until light and fluffy, about 2-3 minutes. Add vanilla and mix until combined. Add flour and mix until combined and the dough is crumbly.

Press dough evenly into bottom of prepared pan. Bake for 12-14 minutes, until dough is slightly puffed. Remove from oven, set aside; maintain oven temp.

Apple Filling

Peel, core and chop apples into slices. In a large bowl, combine apples, flour and sugar. Mix until thoroughly coated. Arrange apples on baked crust.

Crisp Topping

In a medium bowl, mix together first five ingredients. With a pastry cutter or two knives, cut in butter until mixture is crumbly. Spread topping over apples in an even layer.

Bake uncovered at 350° F for 45 minutes, or until topping is golden and apple mixture is bubbly. Let cool, lift apple crisp using the extra parchment paper at the ends as handles, and cut into bars.