



NEWSLETTER

Volume 17 Issue 5

May 2021

Guild Meeting:

May 13, 6:45 at Ascend

Doors open at 6:15

~Please wear a mask

Mark your calendars

Picnic: August 12

- details to come

Fall Camp Quilt: Sept. 24,25,26

Quilt Show 2023: April 15 & 16

May Agenda

Pledge of Allegiance

Welcome,

Speaker

Show and Tell

Business Meeting

Highlights In this Newsletter:

Creative Corner - pg 2

Quilts of Valor Round Robin - pg 2

Mystery Quilt - pg 4 - 8

Registration Form - 9

Election Nominees

Below are the nominees for the various open positions

★ President - Pam Posvic

★ Secretary - Gretchen Scheidt

★ Members at Large - Marlene Denor, Anne Hall, and Barb Schiesl

Questions? contact: Bonnie Loeh. Call **682-3259** or email bnloeh@gmail.com

Request

Holy Family is requesting fidget blankets.

Check out pinterest for ideas!

www.pinterest.com/search/boards/?q=fidget%20blanket%20ideas&rs=filter

Completed fidget blankets should be brought to Mary Kempf for distribution.

CREATIVE corner

Each month I will pick a topic with an explanation for you to get involved. ~Lindy
Send in pictures/ comments from any month's creative corner to be included in the newsletter.
naomianderson428@gmail.com

From April: How do you: Quilt on the Go?

~I am someone who travels between Wisconsin and Arizona several times a year. One way I organize is to make a kit of each project I want to take with me. It will include not only the fabric and pattern but also thread and any special rulers. These all go into a large ziploc bag. If the pattern is from a book I will copy only the pages I need to save space. My general quilting supplies are duplicated at each home for convenience. I also take along small hand projects to work on while traveling. ~Chris Bauknecht

Quilts of Valor Round Robin

You will pass to the person below you in the list and receive from the person before you. If you are unable to deliver yours or choose to opt out at this time, please contact me and I will make arrangements to deliver for you.

1. Sue DuPont
2. Patty Angoli
3. Nan Groll
4. Kay Olker
5. Pamela Posvic
6. Ann Hall
7. Barb Schiesl
8. Ellen Lewellen
9. Gretchen Scheidt
10. Mary Kempf
11. Lindy Backus
12. Linda Londo
13. Lynn Sweetman
14. Gail Schlies
15. Joan Behnk

Any questions regarding Quilts of Valor, please call: Sue DuPont 920-242-7402



Quilt for Veterans / Charitable Donations



If anyone has quilts for the veterans, contact Joan Behnke to arrange delivery so she can distribute them.

If you make a quilt for charitable donation, please contact Joan Behnke (920-323-4494) or Peggy Valitchka (920-629-2961) so the log can be updated.

Regarding Membership Fees

The board of directors has voted to NOT collect membership dues for this upcoming year 2021 - 2022 if you are a returning member (were a member in 2020 - 2021). Anyone not a member this past year will pay dues for the upcoming year.

Please fill out the membership form, and turn it in via the PO BOX or bring to the May or June meeting. Deadline is June 10.

If you have submitted payment for the 2021-22 year AND are a returning member, your check will be returned via mail within the next few weeks.

~Kathy Guralski



Mystery Quilters

This year's mystery quilt will be themed blocks, one for each of the first six months in 2021. May and June are both included so that the blocks can be completed before the June meeting.

Reminder, blocks should be completed before the June meeting.

Block must measure 12-1/2" or 12" finished

Make as many of the block as you prefer (1-99....)

MAY

You may have fond memories of picking wild flowers as a child. Surely many of you have heard the phrase "April showers bring May flowers". For the month of May we have chosen a flower block. The flower block is a **Peony Nine Patch**. The pattern is included on pages 5 & 6. In addition, the following link will take you to the free quilt block pattern by Patchwork Square.

www.patchworksquare.com/mf/peony-nine-patch-quilt-block.pdf

JUNE

We are excited to be gathering again, renewing friendships and making new ones. For the month of June, we have selected a **Friendship Star**.

The basic and simple friendship star quilt block pattern is included below. In addition, the following links will take you to free quilt block patterns by Patchwork Square. These patterns range from a basic block to one for the experienced quilter. So, if you would like a little more challenging block than the one shown below, there are two other free quilt blocks available at these links.

www.patchworksquare.com/mf/friendship-star3-quilt-block.pdf

www.patchworksquare.com/mf/friendship-star-quilt-block.pdf

www.patchworksquare.com/mf/friendship-star-basic-quilt-block.pdf

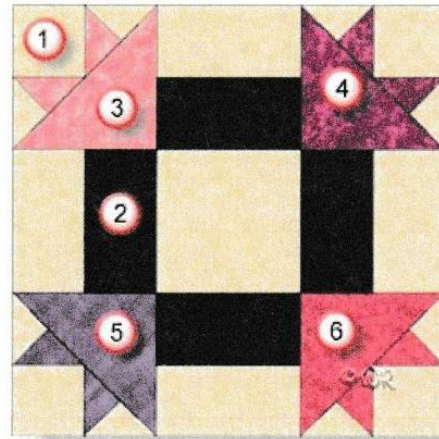
Please bring all completed blocks to the June meeting. If you are enjoying constructing the blocks, please feel free to make some for a charity quilt.

Any questions, you may contact Kathy Guralski at kguralski@gmail.com.

We hope you are joining us with the mystery!



Kathy Guralski and Linda Londo




Fabric Placement




Peony Nine Patch

12" finished quilt block


How-to Notes	
	Bisect square on one diagonal
	Bisect square on both diagonals
*All seam allowances are 1/4" unless noted otherwise	

1		<p>Background fabric</p> <p>Cut 4 squares 2 1/2"</p> <p>Cut 1 square 4 1/2"</p> <p>Cut 4 rectangles 2 1/2" x 4 1/2"</p> <p>Cut 2 squares 3 1/4" and bisect on both diagonals</p>
2		<p>Fabric 2</p> <p>Cut 4 rectangles 2 1/2" x 4 1/2"</p>
3—6		<p>From each of these four fabrics</p> <p>Cut 1 square 4 7/8" and bisect on one diagonal</p> <p>Cut 1 square 3 1/4" and bisect on both diagonals</p> <p><i>*Note: You will have one large triangle and two smaller triangles left over for a second block.</i></p>


Peony Nine Patch




Make 4



Make 1 of
each of 4
colours








Fabric Placement



Friendship Star

12" finished quilt block

How-to Notes	
	Bisect square on one diagonal
	Bisect square on both diagonals
*All seam allowances are 1/4" unless noted otherwise	

1		Fabric 1 Cut 4 squares 4 7/8" and bisect on one diagonal
2		Fabric 2 Cut 1 square 4 1/2" Cut 2 squares 4 7/8" and bisect on one diagonal
3		Fabric 3 Cut 2 squares 4 7/8" and bisect on one diagonal




Friendship Star



Make 4



Make 4



A Patch of Lakeshore Quilters Guild Membership 2021-2022

Meetings are held at 6:45 p.m. on the second Thursday of each month (except July and August) at Ascend Services – 2818 Meadow Lane in Manitowoc, WI.

CIRCLE ONE: New Member or Returning - Please print or use address label:

Name: _____

Address: _____

City: _____ State: _____ Zip Code: _____

E-mail: _____

Telephone: _____ Cell: _____

(please include area codes)

ANNUAL DUES* (check one): *annual dues have been waived for RETURNING MEMBERS.

_____ \$20.00 Membership if receiving Newsletter via E-Mail

_____ \$25.00 Membership if receiving Newsletter via US Postal Service

_____ \$10.00 Junior Membership (10 – 18 years) with paid adult member:

Mentor's name: _____

_____ \$ 3.50 Membership name pin _____ \$ 1.00 for each additional membership booklet

All forms must be filled out completely and returned by June 10,2021 (no payments or forms will be accepted separately).

Make check payable to: A Patch of Lakeshore Quilters Guild

Return forms and payments to Treasurer or mail to:

A Patch of Lakeshore Quilters Guild

Attn: Treasurer

P. O. Box 1952

Manitowoc, WI 54221-1952

Place an X by any committee(s) you'd like to participate in.

___ Camp Quilt

___ Membership Booklet

___ Nominating

___ Charity Projects.

___ Meet N Greet

___ Picnic

___ Christmas Social

___ Mystery Quilters

___ Sunshine

___ Contact

___ New Member Buddy

___ National Quilting Day

___ Historian

___ Meet !N Greet

___ Workshop

___ Social Hostesses for Monthly Meetings

Duties: Assist in setting up chairs and tables for the meeting. Bring a light snack for all to share. Help serve and clean up kitchen area when finished. Take out garbage, return room it's original order.

Choose a month(s)

___ Jan. ___ Feb. ___ March ___ Apr. ___ May ___ June ___ Sept. ___ Oct. ___ Nov.

I would like to work with _____

TREASURER'S USE ONLY:

Dues received: Date _____ Cash _____ Check # _____

Amount _____ Rec'd by _____