



NEWSLETTER

Volume 17 Issue 4

April 2021

Guild Meeting:

May 13, 6:45 at Ascend
Doors open at 6:15

Mark your calendars

Picnic: August 12
- details to come
Fall Camp Quilt: Sept. 24,25,26
Quilt Show 2023: April 15 & 16

Highlights In this Newsletter:

Nominating Committee - below
Creative Corner - below
Quilts of Valor Round Robin - pg 2
Mystery Quilt - pg 4 - 5
Registration Form - 6

Nominating Committee

The following positions need to be filled for the 2021-2022 term:

- ★ President
- ★ Secretary
- ★ 2 Board of Directors Members-at-Large

If you would like to nominate someone (yourself included if interested) please contact Bonnie Loeh. Call **682-3259** or email bnloeh@gmail.com

CREATIVE
corner

Each month I will pick a topic with an explanation for you to get involved. ~Lindy
Send in pictures/ comments from any month's creative corner to be included in the newsletter.
naomianderson428@gmail.com

April: Quilting on the Go!

Quilting on the Go! How do you organize your tools to travel? Do you pack and unpack your tools each time you go somewhere? Or Do you have a special case for your tools so you own multiple sets? Please share your ideas...

In Search Of:

From Trudy L: I'm looking for a specific pattern: **Crabapple Hill *Walking in a Winter Wonderland***. I have the blocks embroidered, but I never got the instructions on the rest of the top. If someone is willing to lend it to me, I'd be so grateful!

Pillowcase Donations

I would like to keep the pillowcase donations going. Suggested themes include: children's, patriotic, and masculine. You can drop them off at my home or contact me for pickup. Thanks for your past and future donations!

Sue DuPont 684-3979 1207 South 11th

Quilts of Valor Round Robin

You will pass to the person below you in the list and receive from the person before you. If you are unable to deliver yours or choose to opt out at this time, please contact me and I will make arrangements to deliver for you.


1. Sue DuPont
2. Patty Angoli
3. Nan Groll
4. Kay Olker
5. Pamela Posvic
6. Ann Hall
7. Barb Schiesl
8. Ellen Lewellen
9. Gretchen Scheidt
10. Mary Kempf
11. Lindy Backus

If I clean the house, it just gets dirty again.

But if I make a quilt, it stays made.

I love that.

someecards QuiltingSewingCreating
user card



12. Linda Londo
13. Lynn Sweetman
14. Gail Schlies
15. Joan Behnke

Any questions, please call Sue DuPont
920-242-7402

Request

Holy Family is looking for fidget blankets.
There are multiple patterns on Pinterest.
Completed fidget blankets should be brought
to Mary Kempf for distribution.

I AM GRATEFUL
FOR YOU BECAUSE
YOU DON'T ROLL
YOUR EYES WHEN I
TALK ABOUT
SEWING.

Quilt for Veterans / Charitable Donations



If anyone has quilts for the veterans, contact Joan Behnke to
arrange delivery so she can distribute them.

If you make a quilt for charitable donation,
please contact Joan Behnke (920-323-4494) or
Peggy Valitchka (920-629-2961) so the log can be updated.

Don't be silly doctor!
This is a "fabric stash",
not a "Hoarding
Disorder".



someecards
user card



I'M NOT SELF-MEDICATING WITH FABRIC.
THE LADY AT THE FABRIC STORE GAVE ME A PRESCRIPTION.
WELL, SHE CALLED IT A RECEIPT.
close enough

Mystery Quilters

This year's mystery quilt will be themed blocks, one for each of the first six months in 2021. May's newsletter will include both May and June so that the blocks can be completed before the June meeting.

For April we are going to climb out of winter, isolation and the pandemic with the Jacob's Ladder Block. If you like history, click on the link below for some fun facts about the block.

womenfolk.com/quilt_pattern_history/underground_railroad.htm



Reminder, blocks should be completed before the June meeting.

- Block must measure 12-1/2" or 12" finished
- Make as many of the block as you prefer (1-99....)

The following link will take you to a free quilt block pattern by Patchwork Square. This pattern uses 4 fabrics.

<https://www.patchworksquare.com/mf/jacobs-ladder-quilt-block.pdf>

As with many blocks there are more than one way to make them. Below are instructions for another Jacob's Ladder Block (also called Underground Railroad) using three fabrics with a little different look.

Cutting:



Light Background – Cut (8) – 2-1/2" squares;
(4) – 2-1/2" x 4-1/2" rectangles and (5) – 2-7/8" squares

Red – Cut (4) – 2-1/2" squares and (5) – 2-7/8" squares

Light brown with red flowers – Cut (6) – 2-1/2" squares





Step 1: Place one of the (5) $2\text{-}\frac{7}{8}$ " squares of the light background right sides together with one of the (5) $2\text{-}\frac{7}{8}$ " squares of the red. Draw a diagonal line on the wrong side of the light background. Sew a $\frac{1}{4}$ " on each side of the line. Cut on the line. You should now have two half-square triangles (HST). Repeat for the remaining $2\text{-}\frac{7}{8}$ " squares making a total of 10 HST.




Step 2: Make 4 of the units pictured left by sewing together one HST and one $2\text{-}\frac{1}{2}$ " square of the light background and then attaching one $2\text{-}\frac{1}{2}$ " x $4\text{-}\frac{1}{2}$ " rectangle.

Step 3: Make 3 of the units pictured right by joining two HST and two $2\text{-}\frac{1}{2}$ " light brown with red flowers squares.



Step 4: Make 2 of the units pictured left by using the remaining $2\text{-}\frac{1}{2}$ " squares of light background and red.



Step 5: Layout the block units as shown in the diagram and sew together.

DONE!

If you are enjoying making the blocks, please feel free to make some for a charity quilt.

If you have questions, please contact Kathy Guralski at kguralski@gmail.com.

We hope you are joining us with the mystery!

Kathy Guralski and Linda Londo

A Patch of Lakeshore Quilters Guild Membership 2021-2022

Meetings are held at 6:45 p.m. on the second Thursday of each month (except July and August) at Ascend Services – 2818 Meadow Lane in Manitowoc, WI.

CIRCLE ONE: New Member or Returning - Please print or use address label:

Name: _____

Address: _____

City: _____ State: _____ Zip Code: _____

E-mail: _____

Telephone: _____ Cell: _____

(please include area codes)

ANNUAL DUES (please check one):

_____ \$20.00 Membership if receiving Newsletter via E-Mail

_____ \$25.00 Membership if receiving Newsletter via US Postal Service

_____ \$10.00 Junior Membership (10 – 18 years) with paid adult member:

Mentor's name: _____

_____ \$ 3.50 Membership name pin _____ \$ 1.00 for each additional membership booklet

All forms must be filled out completely and returned by June 10,2021 (no payments or forms will be accepted separately).

Make check payable to: A Patch of Lakeshore Quilters Guild

Return forms and payments to Treasurer or mail to:

A Patch of Lakeshore Quilters Guild

Attn: Treasurer

P. O. Box 1952

Manitowoc, WI 54221-1952

Place an X by any committee(s) you'd like to participate in.

___ Camp Quilt

___ Membership Booklet

___ Nominating

___ Charity Projects.

___ Meet N Greet

___ Picnic

___ Christmas Social

___ Mystery Quilters

___ Sunshine

___ Contact

___ New Member Buddy

___ National Quilting Day

___ Historian

___ Meet !N Greet

___ Workshop

___ Social Hostesses for Monthly Meetings

Duties: Assist in setting up chairs and tables for the meeting. Bring a light snack for all to share. Help serve and clean up kitchen area when finished. Take out garbage, return room it's original order.

Choose a month(s)

___ Jan. ___ Feb. ___ March ___ Apr. ___ May ___ June ___ Sept. ___ Oct. ___ Nov.

I would like to work with _____

TREASURER'S USE ONLY:

Dues received: Date _____ Cash _____ Check # _____

Amount _____ Rec'd by _____