



NEWSLETTER

Volume 19 Issue 5

May 2023

<p><u>Guild Meeting:</u> May 11, 6:45pm ~ Ascend Services, Manitowoc ~2nd Thursday of the month</p>	<p><u>Mystery Quilt</u> - pg. 3</p> <p><u>2023-24 Guild Membership Form</u></p> <ul style="list-style-type: none"> • Page 5 <p><u>Save The Date</u> Sept. 16, 9am-3pm - Wool Workshop with Tammi Vanderbloomen ~details will be in the June Newsletter</p>
<p><u>Charity Placemat Workshop</u> May 20th & 21st, 9am-4pm(ish) at Ascend details page 2</p>	
<p>Hostess for May: Pam and Jayden Posvic, Sue Marquardt and Tammy Ricks Hostess for June: Marlene Denor, Linda Londo, Pat Smith Chris Bauknecht</p>	

May Agenda:

<ul style="list-style-type: none"> • Call to order • Welcome • Pledge of Allegiance • Speaker- Judy Hasheider presenting "It's OK to Think" • Show and Tell • Snack • Old Business- <ul style="list-style-type: none"> ○ Quilt show ○ Secretary's report ○ Treasurer's report 	<ul style="list-style-type: none"> • New Business <ul style="list-style-type: none"> ○ Sew Day- May 20 & 21 ○ Elections in June ○ Picnic in August ○ Fall Camp ○ Work Shop- • Membership Registrations Due July 1 for 2023-2024 guild year • What's on your mind? • Door Prize-Wear your name tag
--	---

Attention Quilt Show Committee Chairs:

Wrap up meeting. Reminder that the wrap up meeting is Thursday, May 4th at Port Sandy Bay. Starting at 5:30pm. You can order food when you arrive and then we will start the meeting.

RSVP to Nan or Patty

A Heartfelt Thanks

What a great quilt show we had!!!
THANK YOU to everyone and their families who helped in any way. We could not have done the show without all of your help. We had over 800 viewers and many compliments. Many remarked how beautiful the quilts were, the great workmanship and how talented our guild members are. We also heard how classy our show is and that our guild members are so friendly. If you received a ribbon at the show bring that award winning quilt along to the guild meeting for show and tell.

Nan and Patty



April Minutes

At time of publishing, no minutes. Might update with minutes at a later time, or may be in the June Newsletter

Charity Placemat Workshop

May 20th and 21st, 9 am to 4 pm(ish) At Ascend
\$10 includes lunch both days
We'll be making placemats for Manitowoc Meals on Wheels.
Bring basic sewing supplies
Scrap batting, can sew together small pieces.
I will bring materials from the shed. Bring materials for coordinating with flowered materials.
We are short on material for men.
Sign-up at May meeting
or contact Sue DuPont= 920-242-7402



Mystery Quilt 2023

(Committee: Kathy Guralski, Ellen Buck, Ann Zeman, Joan Behnke)

Clue #4

Borders:

(If you cut strips in the February cutting instructions rather than 2.5" squares; these strips can be used to strip sew the border rather than sewing each individual 2.5" block together. See cutting instructions.)

If using strips, sew one background and one jelly roll fabric together on the long side in pairs. You can choose to sew more than a pair in strips, however this may reduce the variation in the border. Press seam to the jelly roll fabric. Cut them into 2.5"x 4.5" rectangles. Sew them together alternating the background and jelly roll fabrics to make the following rows.

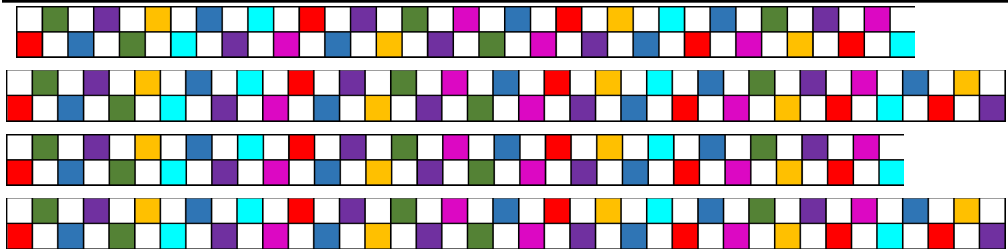
If cutting individual 2.5" squares:

Sew rows of alternating 2.5" squares from your Jelly Roll fabric and Background fabric.
Press squares towards the Jelly Roll fabric.
Sew 2 rows together nesting seams.
Press this long seam toward the row with a Jelly Roll square at each end.




Large Quilt:

4 rows with 35 squares in each row.	(2) rows have Jelly Roll fabrics at each end and (2) rows have Background fabric at each end.
4 rows with 39 squares in each row.	(2) rows have Jelly Roll fabrics at each end and (2) rows have Background fabrics at each end.




Medium Quilt:

4 rows with 29 squares in each row.	(2) rows have Jelly Roll fabrics at each end and (2) rows have Background fabric at each end.
4 rows with 35 squares in each row.	(2) rows have Jelly Roll fabrics at each end and (2) rows have Background fabrics at each end.



Small Quilt:

4 rows with 25 squares in each row.	(2) rows have Jelly Roll fabrics at each end and (2) rows have Background fabric at each end.
4 rows with 29 squares in each row.	(2) rows have Jelly Roll fabrics at each end and (2) rows have Background fabrics at each end.



A PATCH OF LAKESHORE QUILTERS GUILD MEMBERSHIP 2023-2024

Meetings are held at 6:45 pm on the second Thursday of each month (except July and August) at Ascend Services- 2818 Meadow Lane, Manitowoc, WI.

Circle one: New or Returning member- Please print or use an address label.

NAME: _____

Address: _____

City: _____ State _____

Zip Code _____ Date of Birth _____

E-mail _____

Telephone: _____ Cellphone: _____

ANNUAL DUES

_____ \$30.00 Adult membership if receiving Newsletter via email/website

_____ \$40.00 Adult membership if receiving **printed Newsletter picked up at monthly meeting**

_____ \$10.00 Junior membership (10-18 years old) with paid adult member-mentor.

Member-mentor's name _____

_____ Membership name badge \$8.00 each badge- circle which- pin or magnet on back

Make checks payable to : A Patch of Lakeshore Quilters Guild or PLQ.

Give to treasurer or mail to: A Patch of Lakeshore Quilters Guild,

Att: Treasurer, P. O. Box 1952, Manitowoc, WI 54221-1952

Committees: place an X by any committee(s) you would like to participate in.

_____ Camp Quilt _____ Membership Booklet _____ Nominating

_____ Charity Projects _____ Picnic _____ Christmas Social

_____ Mystery Quilters _____ Contact _____ National Quilting Day

_____ Historian _____ Workshop _____ County Fair Quilt

Social Hostess for Monthly Meetings: Social hostess duties: Assist in setting up chairs/tables for meeting if needed. Bring a light snack for all to share. Help serve. Clean kitchen area. Take out garbage, return room to original order. Choose a month(s) you would like to be a hostess.

___ Jan ___ Feb ___ March ___ April ___ May ___ June ___ Sept ___ Oct ___ Nov

I would like to work with : _____

TREASURER'S USE ONLY:

Dues rec'd: Date _____ Cash _____ Check# _____ Amount _____ Rec'd by _____